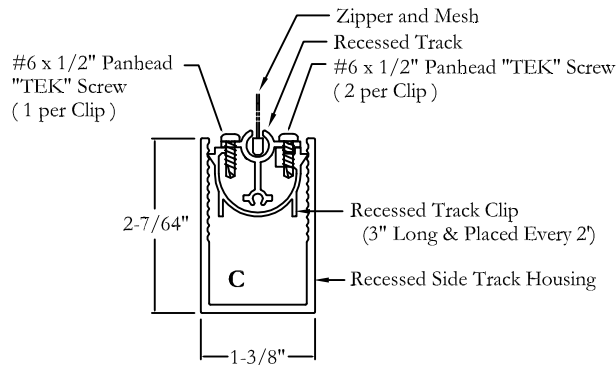


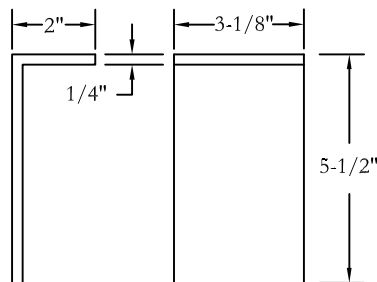
Executive Design Specifications- System With Recessed Side Track SOMFY LT50 (External Assembled View)

FOR ILLUSTRATION PURPOSES ONLY - ONLY CROSS SECTIONS DRAWN TO SCALE



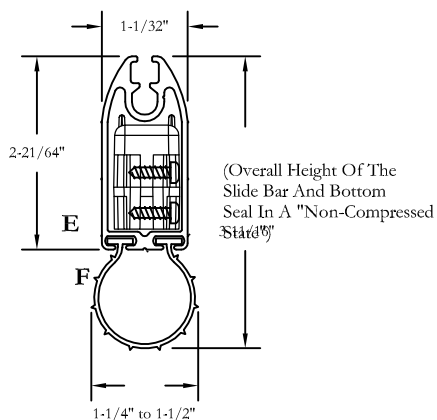
**CROSS SECTIONAL VIEW
OF THE FULLY ASSEMBLED
RECESSED SIDE TRACK (V3)**

(Scale: 1 : 1)



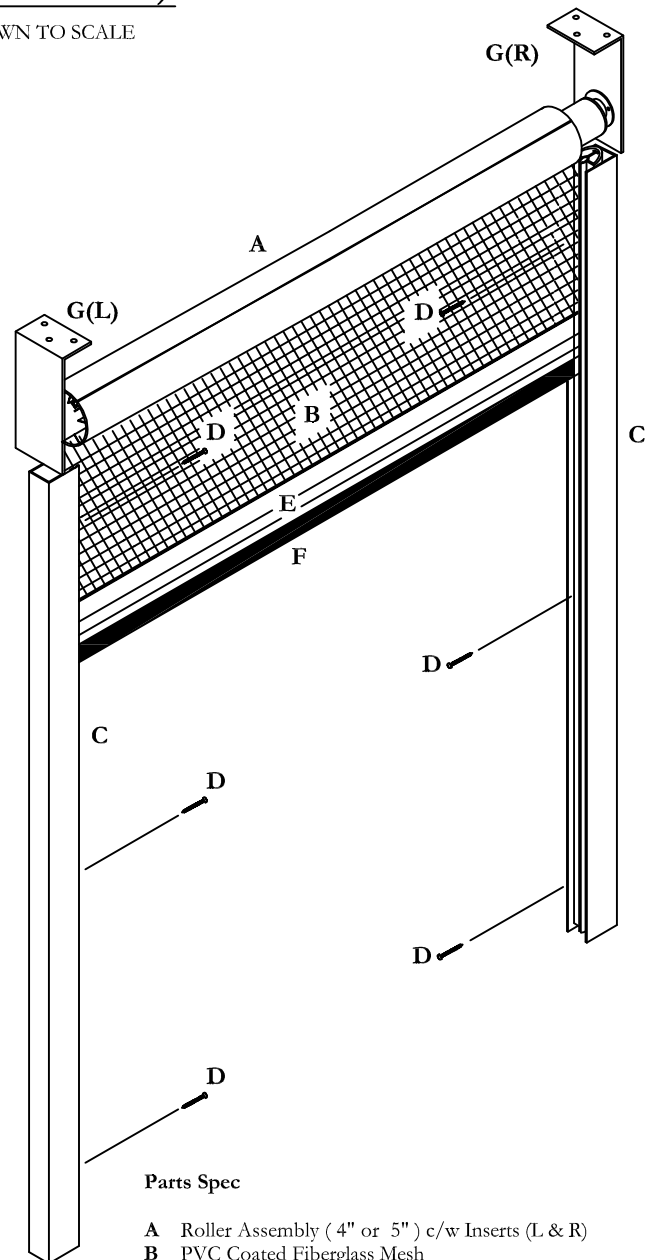
**ROLLER MOUNTING ANGLE
FOR 4" and 5" ROLLERS**

(Not Drawn To Scale)



**CROSS SECTIONAL VIEW
OF THE SLIDE BAR AND
4" BOTTOM SEAL**

Scale: 1 : 1



Parts Spec

- A Roller Assembly (4" or 5") c/w Inserts (L & R)
- B PVC Coated Fiberglass Mesh or other - see Mesh Specifications
- C Recessed Side Track Assembly (1-3/8"W x 2-7/64"D)
- D #8 or #10 Corrosion Resistant Fastener
Type and length of screws may vary depending on type of mounting surface (Minimum of 3 per Side Track and Roller Mounting Angle)
- E Slide Bar c/w Probe Assembly
- F Bottom Seal - 4" Shown (Other options available)
- G Roller Mounting Bracket (2" x 5-1/2" x 1/4" x 3-1/8" W)

Discription of Revisions:
1. Change Slide Bar and Probe to Universal Version.

Creator: NDR	Date: 06/17/2013	Revision: Rev: 01
Drawing Title: PSEXECPRODDSIGNSPEC07(A)		
© 2010 Phantom Mfg. Intl Ltd.		Scale: As Shown

All components are color matched except Mesh, Rivets, and Bottom Seal.